



# Children's Book Network

Putting children and books on the same page

## LOCKDOWN LEARNING PROGRAMME WEEK 16 HAVING FUN IN NATURE



Name: \_\_\_\_\_



## BEFORE YOU BEGIN...

- This is your booklet to keep forever.
- Write your name on it, colour in the headings and the pictures, and have fun!
- Share what you have learnt with your friends and family.



### References:

- [http://bestcoloringpages.com/word-search-puzzle-nature\\_2d354.html](http://bestcoloringpages.com/word-search-puzzle-nature_2d354.html)
- <https://www.printablesfair.com/nature-journal-for-kids/>
- <http://rainorshinemamma.com/outdoor-memory-game-kids/>
- <https://inspirationlaboratories.com/spring-activities-for-kids-make-a-wind-catcher/>
- <https://www.nalibali.org/story-library/multilingual-stories/temo-and-the-plant-thieves>
- <https://www.nalibali.org/story-library/multilingual-stories/utemo-namasela-ezityalo>




# NATURE WORD SEARCH

## INSTRUCTIONS:

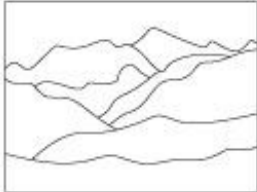
1. Find the words in the word search. Circle them – they might be written left to right, or from top to bottom.
2. Colour in the pictures.

H	O	W	L	E	A	F	M	A	M
S	N	Y	F	O	E	R	M	W	L
U	S	W	I	H	T	T	O	W	E
N	A	R	A	I	N	B	O	W	L
L	A	T	E	L	P	E	N	V	C
S	A	R	E	L	T	E	R	H	L
E	I	N	T	S	T	A	R	I	O
S	U	M	M	E	R	H	S	F	U
I	E	L	D	A	E	C	O	P	D
F	P	L	A	N	E	T	R	O	R


  




Planet




Hills




Tree



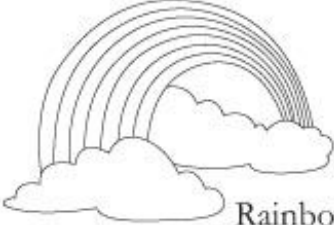
Star




Moon




Sun




Rainbow



Leaf



Summer



Cloud






# NATURE MEMORY GAME

## MATERIALS:

- 5-15 natural objects
- Blindfold – use a cloth, scarf or tshirt
- A friend to play with you

## INSTRUCTIONS:

1. Go for a nature walk and collect 5-15 objects from nature. You can collect leaves, sand, sticks, flowers, stones – whatever you like.
  - a. JUST BE SURE TO BE SAFE, AND NOT TO TOUCH ANYTHING THAT COULD HARM YOU!
2. Now, find a place where you can sit outside.
3. Lay all of your items out in front of you.
4. Give your friend a few minutes to look at all of the objects that you have collected. They are not allowed to touch them, but only to look at them.
5. Now, put a blindfold on your friend.
6. Take one thing away, and DO NOT move anything else.
7. Remove your friend's blindfold and let them look at the items again. Can they see which item is missing?
8. Play again. Put the item back, and give your friend a chance to look at the items again.
9. Remove one item.
10. This time, your friend's blindfold must stay on! They must guess which item is missing by picking up and feeling the items which are left behind, and guessing which item is not there any longer.





# COLOUR IN







# ACTIVITY

## Make a wind catcher

---

### MATERIALS:

- Natural materials collected from around your community.
- One stick.
- Bits of string or rope, old shoelaces, or pieces of palm leaves that can be used as string.

### INSTRUCTIONS:

Create your own wind catcher to hang up outside or in your home.





## READ

### Temo and the plant thieves - English

---

Temo was a clever young girl who lived in the village of Qunu. She loved going to school and learning new things.

One day at school, her class learnt about planting and growing vegetables. Temo was so fascinated by this idea that she could not wait to get home to tell her parents about it.

*BRRRRING!* The last school bell of the day rang and all the children rushed out of their classrooms to make their way home.

When Temo arrived home, her mother and father were in the kitchen having tea.

“Hello, Mama. Hello, Papa,” she said as she walked into the kitchen.

“Hello, Temo,” answered her parents.

“How was your day at school today?” asked her mother.

“It was good! I learnt something very interesting,” replied Temo excitedly while making her way to her bedroom.

Temo’s parents wondered what their daughter was talking about, but before they could ask her to explain, she had disappeared.

In her bedroom, Temo took off her school uniform and put on her other clothes. But these were not her everyday other clothes. She put on her overalls, gumboots and a hat.

Temo walked back into the kitchen. “Ta-da! Mama and Papa, look!” she said.

Her parents were very surprised. Temo never wanted to do any chores at home, so why was she suddenly dressed in work clothes?

“Why are you dressed like that, Temo?” her father asked.

“Because I want to start growing my own vegetables, Papa,” she said excitedly.

“So, you want to have your own garden here at home?” her mother asked.



“Yes, Mama,” Temo replied.

Temo’s parents looked at each other and wondered how Temo would manage to take care of a garden when she complained about chores as simple as making them tea. But they decided to have faith in her anyway.

So Temo and her father went outside and chose a piece of land in their yard where Temo could start her garden. Then Temo’s father went inside to change into his overalls.

First, Temo and her father used a garden fork to break up the ground they had chosen. This helped make the soil soft for planting seeds. It also helped loosen unwanted weeds and stones under the soil. Next, they raked all the unwanted weeds and stones from the soil. Temo and her father put all the weeds into big black plastic bags and threw them into the dustbin.

The next day when Temo came back from school, she quickly changed out of her school uniform and went into her garden with her father. Her father had bought some seeds for them to plant. So, they planted and planted! They planted spinach, carrot, tomato and bean seeds. Then Temo watered the soil to help the seeds grow. Every day after that Temo was excited to come home from school and water her garden.



But there was a little problem: while no one was looking, the animals were starting to eat Temo’s vegetable plants!

One day, when she came home from school, Temo found the goats feeding in her garden. She chased them away and ran into the house.

“Mama! Papa! The goats are eating my vegetable plants. Why didn’t you watch out for them?” she said, crying.

“Sorry, Temo,” apologised her father. “Mama and I were taking a nap. Let’s go outside and see what we can do.”

So they went into the garden. What a mess the goats had made! But at least only a small part of the garden had been damaged.





“Let’s build a fence around the garden, Papa,” Temo suggested.

“That’s a good idea!” Papa replied.

So Temo and her father built a fence around the garden so the goats could no longer get in.

The next day when she came home from school, Temo found the cows eating her plants. The cows had been clever enough to open the garden gate with their horns!

Temo tried to chase the cows away, but it only took one cow with large, sharp horns to look at her and she was terrified!

The cows looked so big! So she ran into the house.

“Mama! Papa! This time the cows are eating my vegetable plants,” she said.

Temo and her father went outside and found the cows grazing in Temo’s garden. Her father chased them away.

“Papa, why don’t we lock the gate with a padlock?” Temo suggested. “That way the cows won’t be able to open the gate again.”

Her father thought that was a good idea so they went and bought a padlock and they locked the gate.


The next day when Temo came back from school, she found not the goats, not the cows, but the birds eating the plants in her garden!

She chased them away and ran to tell her parents.

“Mama! Papa! Now the birds are eating my vegetable plants,” she cried.

Temo’s father went outside with her to see what the problem was.

“I don’t know what to do now, Temo,” said her father scratching his head as he thought hard.





“I know what we can do,” said Temo quickly. “We can put a net over the garden, then the birds won’t be able to get to the plants.”

And Temo was right! She never had to worry about any animals eating the plants in her garden again.

No goats could get in, no cows could get in and no birds could get in either.

The plants in her garden grew and grew, and soon the vegetables were ready for picking! Temo’s mother cooked a tasty soup of beans, carrots, spinach and tomatoes and they all enjoyed a meal that had come from Temo’s garden.



# FUNDA

## UTemo namasela Ezityalo – isiXhosa

---

UTemo wayeyintombazana encinane ekrelekrele eyayihlala kwilali yaseQunu. Wayekuthanda ukuya esikolweni nokufunda izinto ezintsha.

Ngenye imini esikolweni, iklassi yakhe yafunda ngokutyala nokukhulisa imifuno. UTemo wayethabathekile ngulo

mbono kangokokuba wayengxamele ukugoduka ayokubalisela abazali bakhe ngale nto.

*NKQENKQENKQE!* Yakhala intsimbi yokugqibela yokuphuma kwesikolo baza bonke abantwana bagilana ukuphuma kumagumbi abo okufundela begoduka.

Xa efika ekhaya uTemo, umama notata wakhe babesekhithshini bephunga iti.

“Molo, Mama. Molo, Tata,” watsho njengoko engena ekhithshini.

“Molo, Temo,” baphendula batsho abazali bakhe. “Belunjani usuku lwakho esikolweni namhlanje?” wabuza umama wakhe.

“Beluluhle! Ndifunde into enomdla kakhulu,” waphendula uTemo enemincili logama esiya ngasegumbini lakhe lokulala.

Abazali bakaTemo bathi nqa ukuba intombi yabo ithetha ngantoni, kodwa phambi kokuba bamcele ukuba achaze, wayesele ethe shwaka.

Kwigumbi lakhe lokulala, uTemo wakhulula iyunifom yesikolo wanxiba ezinye iimpahla zakhe. Kodwa

ezi yayingezizo ezi azinxiba mihla yonke. Wanxiba iovaroli, iigambhutsi kunye nomnqwazi.

UTemo wabuyela ekhithshini. “Ndim-lo! Mama noTata, jongani!” watsho.

Abazali bakhe babemangalisiwe kakhulu. UTemo wayesoloko engafuni kwenza misetyenzana ekhaya, ngoko ke kwakutheni ngesiquphe wanxiba iimpahla zokusebenza?

“Kutheni unxibe ngolo hlobo, Temo?” wabuza utata wakhe.

“Kuba ndifuna ukuqalisa ukutyala eyam imifuno, Tata,” watsho enemincili.





“Ngoku ke, ufuna ukuba nesitiya esisesakho semifuno apha ekhaya?” wabuza umama wakhe.

“Ewe, Mama,” waphendula watsho uTemo.

Abazali bakaTemo bajongana bekhwankqisiwe ukuba uTemo wayeza kukwazi njani ukulondoloza isitiya xa

wayekhalazela ukwenza imisetyenzana elula enjengokubenzela iti. Kodwa bagqiba kwelokuba bamthembe noko kunjalo.

Ngoko ke uTemo notata wakhe baphuma phandle baza bakhetha umhlatyana kwiyadi yabo apho uTemo wayenokuqalisa

isitiya sakhe. Waza utata kaTemo wangena endlwini ukuyokutshintshela kwi-ovaroli.

Okokuqala, uTemo noyise basebenzisa ifolokhwe yokumba ukupeta umhlaba ababewukhethile.

Oku kwanceda ukwenza ukuba umhlaba uthambele ukutyala imbewu. Kwanceda nokuxegisa ukhula

olungafunekiyo namatyana aphantsi komhlaba. Okulandelayo, barhugula lonke ukhula olungafunekiyo

kwakunye namatyana asemhlabeni. UTemo notata wakhe balufaka lonke ukhula kwiingxowa ezinkulu zeplastikhi baza bazilahla kwimigqomo yenkunkuma.

Ngosuku olulandelayo akubuya esikolweni uTemo, wakhawuleza watshintsha iyunifom yakhe yesikolo waza

wangena esitiyeni notata wakhe. Utata wakhe wayethenge imbewu ababeza kuyityala. Baza batyala, batyala!

Batyala imbewu yesipinashi, eyeminqathe, eyetumato neyeembotyi. Waza uTemo wawunkcenkceshela umhlaba ukuncedisa

imbewu ukuba ikhule. Yonke imihla ukusukela ngoko, uTemo wayekuthakazelela qho ukugoduka ukuze ankcenkceshele isitiya sakhe.





Kodwa yayikhona ingxakana: xa kwakungekho mntu ujongileyo, izilwanyana zaziqalisa ukutya izityalo zemifuno zikaTemo!

Ngenye imini, xa wayefika ekhaya evela esikolweni, uTemo wafumana iibhokhwe zisitya esityeni sakhe. Wazigxotha waza wabaleka wangena endlwini.

Mama! Tata! libhokhwe zitya izityalo zam. Kutheni ningazigadanga nje?” watsho, elila.

“Uxolo Temo,” waxolisa watsho utata wakhe. “UMama nam besisathe ngqwa. Masiphume sibone ukuba singenza ntoni na.”

Ngoko ke baya esityeni. Ongakanani wona umonakalo ezaziwenzile iibhokhwe! Kodwa okuxolisayo yindawo nje encinane yesitya eyayonakalisiwe.

“Masisibiyele isitya, Tata,” wacebisa watsho uTemo.

“Ngumbono omhle lowo!” waphendula uTata.

Ngoko ke uTemo notata wakhe basibiyela isitya ukuze iibhokhwe zingabi nakuphinda zingene.

Ngosuku olulandelayo xa uTemo wayevela esikolweni, wafika iinkomo zisitya izityalo zakhe. linkomo

zazikrelekrele ngokwaneleyo ukuba zivule isango lesitya ngeempondo zazo.

UTemo wazama ukuzigxotha iinkomo, kodwa yaba nye nje inkomo eneempondo ezinkulu nezitsolo, eyamjonga waza woyika!

linkomo zazikhangeleka zinkulu kakhulu! Ngoko ke wabaleka wangena endlwini.

“Mama! Tata! Kweli ityeli ziinkomo ezitya izityalo zam,” watsho.

UTemo notata wakhe baphuma phandle baza bafumana iinkomo zisitya esityeni sikaTemo. Utata wakhe wazigxotha.





“Tata, kutheni singalitshixi ngeqhaga nje isango?” wacebisa watsho uTemo. “Ngolo hlobo iinkomo azizukwazi ukuvula isango kwakhona.”

Utata wakhe wacinga ukuba ngumbono omhle lowo baza bahamba baya kuthenga iqhaga balitshixa isango.

Ngosuku olulandelayo xa uTemo evela esikolweni, zange afumane zibhokhwe, zange afumane zinkomo,

kodwa wafumana iintaka zisitya izityalo esitiyeni sakhe! Wazigxotha waza wabaleka ukuya kuxelela abazali bakhe.

“Mama! Tata! Ngoku ziintaka ezitya izityalo zam zemifuno,” wakhala.

Utata kaTemo waphuma phandle noTemo ukuya kubona ukuba yintoni ingxaki.

“Andazi ukuba mandenze ntoni ngoku, Temo,” watsho utata wakhe esonwaya intloko ecinga nzulu.

“Ndiyayazi into esinokuyenza,” watsho uTemo ngokukhawuleza. “Singogquma isitiya ngomnatha, ukuze iintaka zingakwazi ukufikelela ezityalweni.”

Yaye uTemo wayechanile! Zange aphinde abe nokukhathazeka kwakhona zizilwanyana ezitya izityalo esitiyeni sakhe.

Akukho zibhokhwe zazinokungena, nazinkomo zazinokungena yaye neentaka zazingena kungena.

Izityalo esitiyeni sakhe zakhula, zakhula, yaye ngokukhawuleza imifuno yakulungela ukukhiwa! Umama kaTemo

wapheka isophi enencasa yeembotyi, iminqathe, isipinatshi neetumato baza bonke bonwabela isidlo esasiphuma kwisitiya sikaTemo.





# ANSWER THESE QUESTIONS

## Temo and the plant thieves

1. What **three items** did Temo put on when she changed out of her school uniform?

---

---

2. Give **two reasons** why Temo and her dad used the garden fork.

---

---

---

3. Name the **three** types of animals that were eating Temo's plants.

---

---

---

4. How did Temo stop each of these animals from eating her plants?

---

---

---

5. Do you, or anyone who lives in your community that you know, grow your own vegetables? If so, what do you grow and what meals do you make with the vegetables?

---

---

---

---



# NATURE DIARY

Follow the instructions on each page to keep a diary of your adventures in nature.

**NATURE & ME**

THIS IS ME EXPLORING THE NATURE

WHEN I GO EXPLORING I LIKE TO BRING

MY FAVORITE PLACE TO VISIT IN NATURE IS

GO ON A WALK AND ANSWER  
WHAT DO YOU SEE?

WHAT DO YOU HEAR?

WHAT DO YOU SMELL?



I LIKE IT BECAUSE



# THE ABCs OF NATURE

Choose a letter of the alphabet and search for nature items that begin with that letter.

Then, **draw** that item in the block below. The first one has been done for you.







M

N

O

P

Q

R

S

T

U

V

W

X

Y

Z






# LET'S EXPLORE NATURE

Walk and observe your surroundings.  
Count and draw below.

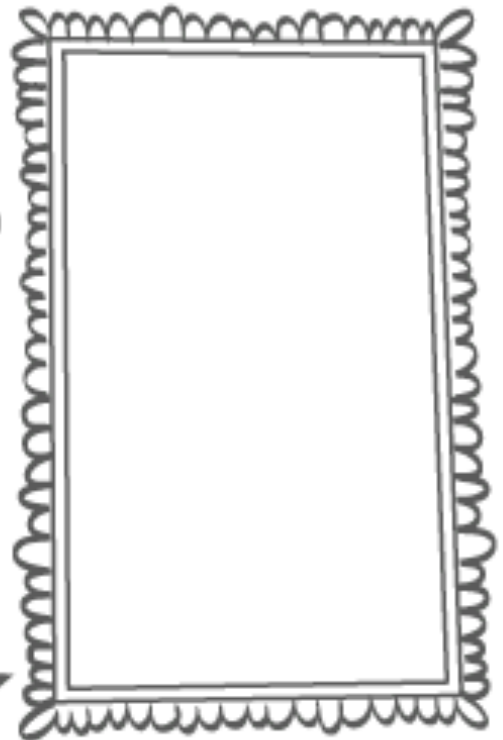
FIND 2 TREES



FIND 1 FRUIT  
PLANT



FIND 3 BIRDS



FIND 4 BUGS



FIND 5 LEAVES

FIND 6 FLOWERS

